

# RCD(ELCB) Tester KEW 5410



- **Measurement of RCD trip time**  
Conducting testing of rated residual non-operating currents at x 1/2 Range, measuring RCD trip time at x1 and x5 Ranges.
- **Measurement of trip out current**  
Measuring trip out current by varying current automatically.
- **Remote Test**  
Enabling a user to hold the Test Leads with his both hands by locking the Test Button. Measurement will automatically start when the main voltage is detected
- **Voltage Measurement**  
Carrying out a constant measurement of voltage in the stand-by mode at each Range.
- **Auto-detection of Contact voltage**  
Detecting the voltage to earth of Earth electrodes or Protective conductors during RCD test - when applying test currents - at measurement using EARTH in order to prevent electrical shocks caused by the damaged earth. Measurement will be ceased at AC50V or more.
- **Dust- and Water-proof**  
Dust- and Water-proof construction (designed to IEC60529 IP54)
- **Backlight**  
Facilitating working at dimly illuminated locations.



**Simple to use. Operating voltage is up to 400V.**

## **RCD(ELCB) Tester**

## Specifications

Measurement of RCD trip time · Measurement of trip out current				
Range	x5	x1	x1/2	AUTO RAMP (mA)
Rated Voltage	100V±10% 200V+32%/−10% 400V±10% (50/60Hz)			
Test current	15/30/50/100mA    15/30/50/100/200/500mA    15/30/50/100/200/500mA			
Measuring range	Testing time 200ms	Testing time 2000ms	Testing time 2000ms	40%~110% of IΔn (goes up by 5%) Testing time 300ms x 15steps
Accuracy	Trip Time ±1%rdg±3dgt	±1%rdg±3dgt	±1%rdg±3dgt	Test Current at each step -4%~+4%
	Test Current +2%~+8%dgt	+2%~+8%dgt	-8%~−2%dgt	
Voltage Measurement				
Measuring range	80V~450V (50/60Hz)			
Accuracy	±2%±4dgt			
Applicable Standard	IEC61010-1 Pollution degree 2 CAT.Ⅲ 300V/ CAT.Ⅱ 400V IEC61010-031 IEC61557-1,6 IEC60529 (IP54)			
Display	1999 counts (3 1/2digits), Large LCD			
Operating temperature & humidity	0°C ~ 40°C, relative humidity 85% (no condensation)			
Storage temperature & humidity	−20°C ~ 60°C, relative humidity 85% (no condensation)			
Withstand Voltage	AC3700V / 1 min (between electrical circuit and enclosure)			
Insulation resistance	50MΩ or more / 1000V (between electrical circuit and enclosure)			
Sleep Function	(1) Automatically enters Sleep mode in 3 min after the last switch operation (current consumption 75uA). This function doesn't work at voltage measurements. To exit from the Sleep mode, set the Function switch to OFF position once, and re-set it to the Range at which a measurement to be conducted. (2) Backlight turns off in 1 min after it lights up.			
Power Source	DC12V / Size AA battery R6P (SUM-3) x8pcs			
Dimension	186(L) x 167(W) x 89(D) mm			
Weight	Approx. 965g (including batteries)			
Possible number of Measurements	1200 times or more (measure every 30sec at x1/2 Range, IΔn = 100mA)			
Accessories	7128 (Test lead) 7129 (Test lead with alligator clip) 8017 (Long pin) x2 Cord case, Strap belt, Instruction manual, Size AA battery R6P (SUM-3) x8pcs			

## Accessories

**Test lead**  
**MODEL 7128**



**Test lead with alligator clip**  
**MODEL 7129**

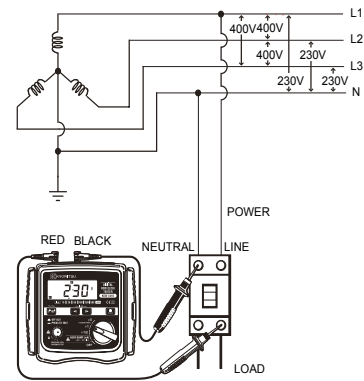


**Long pin**  
**MODEL 8017**



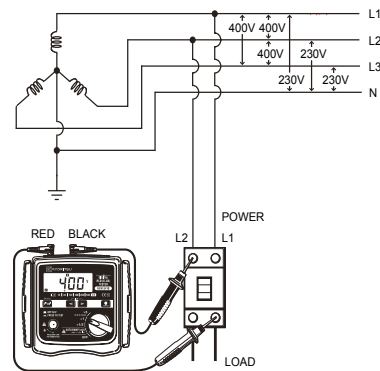
### Neutral - Line

Connect the “PRIMARY” of the Connector Block to the Neutral of the power of RCD, and the “SECONDARY” of the Connector Block to the Line of the load of RCD.



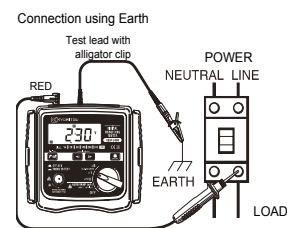
### Line - Line

Connect the “PRIMARY” of the Connector Block to L2 of the power of RCD, and the “SECONDARY” of the Connector Block to L1 of the load of RCD.



### Earth - Line

Connect the “PRIMARY” of the Connector Block to Earth, and the “SECONDARY” of the Connector Block to Line of the load of RCD.



## Safety Warnings :

Please read the “Safety Warnings” in the instruction manual supplied with the instrument thoroughly and completely for correct use. Failure to follow the safety rules can cause fire, trouble, electrical shock, etc. Therefore, make sure to operate the instrument on a correct power supply and voltage rating marked on each instrument.

**COSINUS Messtechnik - Ihr Partner für Messlösung  
in allen elektrischen und physikalischen Anwendungen**

**COSINUS Messtechnik GmbH**

Rotwandweg 4

82024 Taufkirchen

Tel.: 089 / 66 55 94 - 0

Fax: 089 / 66 55 94 -30

[office@cosinus.de](mailto:office@cosinus.de)  
[www.cosinus.de](http://www.cosinus.de)