

DIGITAL INSULATION/CONTINUITY TESTERS KEW 3551/3552/3552BT

**Six ranges Insulation resistance testers,
Fully protected against
accidental connection to a live circuit!**




- **World's fastest measurement speed (0.5 sec.)**
- **Six ranges available for insulation resistance test (50/100/125/250/500/1000 V)**
- **Insulation measurement up to 40GΩ**
- **Diagnostic Insulation Test : PI, DAR**

Standard model **KEW 3551**

With memory function **KEW 3552**

With memory and Bluetooth communication functions **KEW 3552BT**

Insulation status indicator enables faster Pass / Fail judgement



Easy to identify low or high resistance by LCD backlight color. Possible to set different reference values for each insulation resistance respectively. (KEW 3552/ 3552BT)

KEW
CONNECT

Using our Application the measurements can be taken and automatically saved, reducing the necessity to take notes in the field. (only 3552BT)



*Please contact us with inquiries about the purchase of 3552BT.

LED light & Display backlight

Facilitate working at dimly illuminated location. Automatic sensor turns the LCD backlight and LED spot light ON/OFF.



Memory/ data transfer function (available on KEW3552/ 3552BT)

Internal memory up to 1000 measurements can be transferred to a PC by the optional adaptor 8212-USB.

Bluetooth communication (KEW 3552BT)

Transfer measured data directly to the compatible tablet or Smart phone devices. Save time – easy to create reports.



Available on download site for free.

Diagnostic Insulation Tests

PI

Polarization Index

PI = $\frac{\text{Insulation resistance value 10 min. after start}}{\text{Insulation resistance value 1 min. after start}}$


PI	4.0 or more	4.0-2.0	2.0-1.0	1.0 or less
Criteria	Best	Good	Warning	Bad

DAR

Dielectric Absorption Ratio

DAR = $\frac{\text{Insulation resistance value 1 min. after start}}{\text{Insulation resistance value 15 sec. after start}}$

DAR	1.4 or more	1.25-1.0	1.0 or less
Criteria	Best	Good	Bad



Provide maximum versatility with the following functions.

- Insulation resistance measurement (6 ranges)
- AC/ DC voltage measurement
- Continuity test @200mA, Low-resistance



The right model to meet your needs

Model	6 ranges insulation resistance	Memory	PC communication	Bluetooth
KEW 3551	●			
KEW 3552	●	●	●	
KEW 3552BT	●	●	●	●

● KEW 3551/3552/3552BT Specifications

Insulation resistance							
Test voltage	50V	100V	125V	250V	500V	1000V	
Measuring range (Auto range)	4.000/40.00/100.0MΩ	4.000/40.00/200.0MΩ	4.000/40.00/250.0MΩ	4.000/40.00/500.0MΩ	4.000/40.00/400.0/2000MΩ /20GΩ ¹	4.000/40.00/400.0/4000MΩ /40GΩ ¹	
Mid-scale value	2MΩ	5MΩ		10MΩ	100MΩ	200MΩ	
First effective measuring ranges	0.100-10.00MΩ	0.100-20.00MΩ	0.100-25.00MΩ	0.100-50.0MΩ	0.100-500MΩ	0.100-1000MΩ	
Accuracy	±2%rdg±2dgt						
Second effective measuring ranges	0.050-0.099MΩ						
	10.01-100.0MΩ	20.01-200.0MΩ	25.01-250.0MΩ	50.1-500MΩ	501-2000MΩ	1001-4000MΩ	
Accuracy	±5%rdg						
Rated current	1.0-1.1mA						
	@0.05MΩ	@0.1MΩ	@0.125MΩ	@0.25MΩ	@0.5MΩ	@1MΩ	
Output short circuit current	1.5mA max						
Ω/Continuity ^{*3}							
Auto range	40.00/400.0/4000Ω						
Accuracy	±2.5%rdg±8dgt						
Open-circuit voltage	5V(4-6.9V)						
Measuring current	200mA						
Voltage							
Range	AC 2.0-600V(45-65Hz)DC -2.0--600V +2.0+600V						
Accuracy	±1%rdg±4dgt						
General							
Applicable Standards	IEC61010 CAT III 600V/CAT IV 300V IEC61557-1,2,4 IEC61326-1,-2-2 IEC60529(IP40)						
Communication Interface	USB ^{*1} , Bluetooth [®] 4.0LE(Bluetooth [®] SMART) ^{*2}						
Dimensions/Weight	97(L)x156(W)x46(D)mm/490g approx.(including battery)						
Power source	LR6/R6(AA)(1.5V) x 4						
Included Accessories	7260(Test leads with remote control switch) 7261A(Test leads with alligator clip) 8017A(Extension prod long) 9173(Carrying case), 9121(Shoulder strap) LR6(AA)x4 Instruction manual						
Optional Accessories	7243(L-shaped probe) 8016(Hook type prod) 8212-USB(USB adaptor with "KEW Report(Software)") ^{*1}						

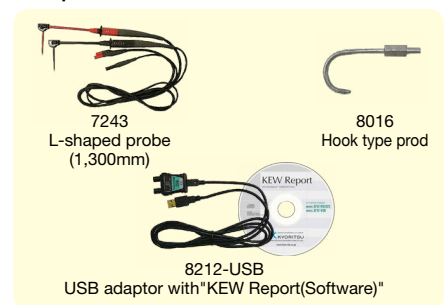
^{*1} 3552/3552BT only ^{*2} 3552BT only, Bluetooth is a trademark or registered trademark of Bluetooth sig, Inc.

^{*3} Low-resistance range is protected by a built-in fuse (0.5 A/ 1000 V, Dia. 6.3 x 32 mm)

● Included Accessories



● Optional Accessories



! Safety Warnings :

Please read the "Safety Warnings" in the instruction manual supplied with the instrument thoroughly and completely for correct use. Failure to follow the safety rules can cause fire, trouble, electrical shock, etc. Therefore, make sure to operate the instrument on a correct power supply and voltage rating marked on each instrument.

**COSINUS Messtechnik - Ihr Partner für Messlösung
in allen elektrischen und physikalischen Anwendungen**

COSINUS Messtechnik GmbH

Rotwandweg 4

82024 Taufkirchen

Tel.: 089 / 66 55 94 - 0

Fax: 089 / 66 55 94 -30

office@cosinus.de
www.cosinus.de