

CLAMP POWER METER KEW 2060BT / 2062 / 2062BT

Jaw shape with emphasis on the safety and the usability

KEW 2062/2062BT



Ø 75mm

KEW 2060BT

Ø 55mm

Current up to **1000A_{rms}**
Voltage up to **1000V_{rms}**
Harmonics up to **30th**

- Various measurement functions: current, voltage, power, harmonics and phase detection
- LCD can display simultaneously the values of voltage and frequency or power and power factor
- Each degree of harmonics can be shown on the LCD of the tester
- Bluetooth® communication function (2060BT and 2062BT only)



Wireless communication
with smartphone or tablet




KEW 2060BT/2062/2062BT

Various measurement functions

- Measurements of current, voltage, power, harmonics and phase detection are possible.
- True RMS: Indicates a correct value at the distorted waveform.
- Functions of PEAK, MAX, MIN, AVG are available. Easy to check the temporal change in the power source.
- LCD can display simultaneously the values of voltage and frequency or power and power factor.

- Ⓐ AC Current, Frequency
- Ⓥ AC Voltage, Frequency
- Ⓦ Power
- DATA HOLD DATA HOLD
- Ⓜ Harmonics
- ⌚ Phase detection
- Ⓒ SETUP SET UP



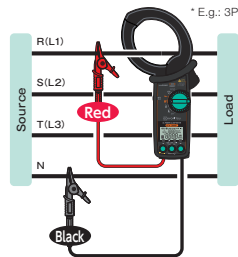
Input terminals can be used up to 3. Set the test leads according to the wiring configuration.



Power measurement

Power measurement on any wiring system is possible.

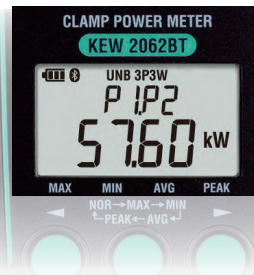
* E.g.: 3P4W



KEW 2060BT, KEW 2062 and KEW 2062BT can perform Single-phase 2-Wire / Single-phase 3-Wire and balance and unbalance measurements of Three-phase 3-Wire / Three-phase 4-Wire. The double display can simultaneously show many parameters like W & PF, W & deg, W & VA, W & Var, V & A, etc.



Various parameters such as active/reactive/apparent power, power factor, phase differences (1P2W only) which are required for the power measurement can be measured.



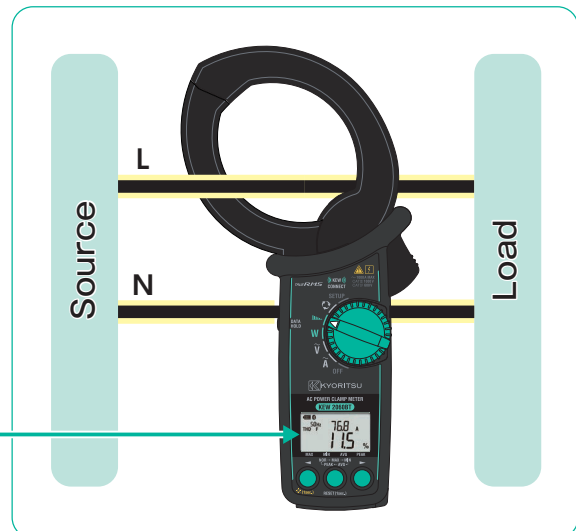
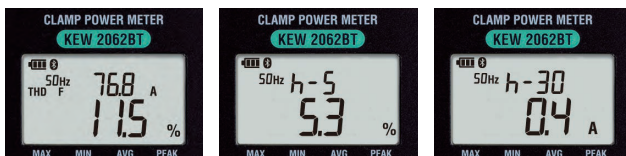
Total 3-phase power can be measured in simple steps.



By setting the CT and VT ratio and measuring the secondary side of the transformer, the primary side value can be obtained.

Harmonics measurement

Harmonics of the voltage and current, which cause various failures at the field, can be measured. It is possible to measure and show each voltage and current harmonics up to 30th. Total harmonics distortion factor is in two types of THD-R and THD-F. Each degree of harmonics can be shown on the LCD of the tester. Both the current value (or voltage value) and the content ratio can be displayed on the same screen.



Jaw shape with emphasis on the safety and the usability

Line up of two types of jaw to meet the test environment

- KEW 2060BT has a newly designed special jaw shape for using at a large busbar. Extremely large jaw with tear drop shape can clamp a large busbar with safe. (Conductor size 75mm, Busbar 80 x 30mm MAX)
- KEW 2062 and KEW 2062BT have a tear drop shape jaw, and the size is convenient to use at a small-sized office and factory. (Conductor size 55mm)

∅ **75** MAX mm

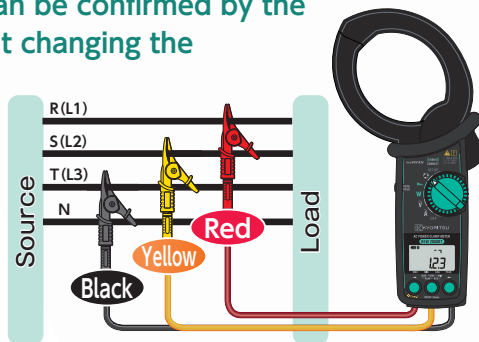



Photo:2060BT

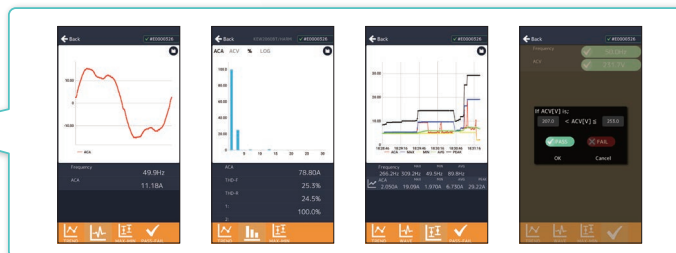
Tear drop shape jaw can keep the operator free from the danger of touching the busbar.

Phase detection

Positive phase and negative phase can be confirmed by the buzzer sound and the display without changing the connection of the leads.



KEW Power*



Bluetooth® (2060BT and 2062BT only)

- Dedicated Application "KEW Power*" supports both Android™ and iOS.
- LCD display can be checked at the smart devices.
- Measured values and graphs can be stored with a press of a button.
- Voltage and current can be shown in the waveform display. Existence of the harmonics can be found easy.
- Threshold of each measured value can be set at the application, and PASS and FAIL judgement is possible.

Please search "KEW Power*"

Communication charge may be incurred separately to download application.

Bluetooth® is a trademark or registered trademark of Bluetooth® SIG, Inc. Android™ is a trademark or registered trademark of Google Inc. iOS is a trademark or registered trademark of Apple Inc. KEW Power is a trademark or registered trademark of Kyoritsu, Inc. in the United States and other countries.



iOS App

Application for iOS
Free iOS software "KEW Power*" is available on "App Store"








Android™ App

Application for Android™
Free Android software "KEW Power*" is available on "Google Play Store"

● KEW 2060BT / 2062 / 2062BT Specifications

	2060BT	2062/2062BT
Wiring connections	1P2W, 1P3W, 3P3W, 3P4W	
Measurements and parameters	Voltage, Current, Frequency, Active power, Reactive power, Apparent power, Power factor (cos θ), Phase angle, Harmonics(THD-R/THD-F), Phase rotation	
ACV		
Range	1000V	
Accuracy	$\pm 0.7\%rdg \pm 3dgt(40.0 \text{ to } 70.0Hz)$ $\pm 3.0\%rdg \pm 5dgt(70.1 \text{ to } 1kHz)$	
Crest factor	1.7 or less	
ACA		
Range	40.00/400.0/1000A (3 range auto)	
Accuracy	$\pm 1.0\%rdg \pm 3dgt(40.0 \text{ to } 70.0Hz)$ $\pm 2.0\%rdg \pm 5dgt(70.1 \text{ to } 1kHz)$	
Crest factor	3 or less on 40.00A/400.0A range, 3 or less 1500A peak on 1000A range	
Frequency		
Display Range	40.0 to 999.9Hz	
Accuracy	$\pm 0.3\%rdg \pm 3dgt$	
Active power		
Range	40.00/400.0/1000kW	
Accuracy	$\pm 1.7\%rdg \pm 5dgt$ (PF1, sine wave, 45 to 65Hz)	
Apparent power		
Range	40.00/400.0/1000kVA	
Accuracy	$\pm 1dgt$ against each calculated value, Sum: add errors of each channel, 3P3W: $\pm 2dgt$, 3P4W: $\pm 3dgt$	
Reactive power		
Range	40.00/400.0/1000kVar	
Accuracy	$\pm 1dgt$ against each calculated value, Sum: add errors of each channel, 3P3W: $\pm 2dgt$, 3P4W: $\pm 3dgt$	
Power factor		
Display Range	-1.000 to 0.000 to +1.000	
Accuracy	$\pm 1dgt$ against each calculated value, Sum: add errors of each channel, 3P3W: $\pm 2dgt$, 3P4W: $\pm 3dgt$	
Phase angle(1P2W only)		
Display Range	-180.0 to 0.0 to +179.9	
Accuracy	$\pm 3.0^\circ$	
Harmonics RMS(Content rate)		
Analysis order	1st to 30th order	
Accuracy	$\pm 5.0\%rdg \pm 10dgt$ (1 to 10th) $\pm 10\%rdg \pm 10dgt$ (11 to 20th) $\pm 20\%rdg \pm 10dgt$ (21 to 30th)	
Total harmonics THD-R/THD-F		
Display Range	0.0% to 100.0%	
Accuracy	$\pm 1dgt$ against the calculated results of each measured value	
Phase rotation	ACV 80 to 1100V (45 to 65Hz)	
Other functions	MAX/MIN/AVG/PEAK, Data hold, Bluetooth® (2060BT and 2062BT only), Backlight, Auto power off	
General		
Communication interface	Bluetooth®5.0 (2060BT and 2062BT only)	
Power source	LR6(AAA)(1.5V)×2	
Continuous measuring time	Approx. 58 hours	
Conductor size	$\Phi 75mm$ max. (busbar of 80mm×30mm)	$\Phi 55mm$ max.
Dimension / Weight	283(L) × 143(W) × 49(D) mm / Approx. 590g (including batteries)	247(L) × 105(W) × 49(D) mm / Approx. 490g (including batteries)
Applicable standards	IEC 61010-1, IEC 61010-2-032, IEC 61326-1, 2-2(EMC), IEC 60529 (IP40)	
	CAT IV 600V / CAT III 1000V Pollution degree 2	
Accessories	7290 (Voltage test lead set) 9198 (Carrying case) LR6(AAA)×2, Instruction Manual	

● Selection Guide of Power Meters

	Clamp Power Meter			Power Meter	Power Quality Analyzer	
	2060BT	2062	2062BT	6305	6315	
Appearance						
Voltage [V]	✓	✓	✓	✓	✓	
Current [A]	✓	✓	✓	✓	✓	
Power [W]	✓	✓	✓	✓	✓	
Frequency [Hz]	✓	✓	✓	✓	✓	
Energy [Wh]	—	—	—	✓	✓	
Harmonics						
	✓	✓	✓	—	✓	
Power Quality	Swell	—	—	—	✓	
	Dip	—	—	—	✓	
	Interruption	—	—	—	—	✓
	Transients	—	—	—	—	✓
	Inrush Current	—	—	—	—	✓
Conductor size	$\Phi 75mm$	$\Phi 55mm$	$\Phi 55mm$	Differs depending on the optional clamp sensors used.		
Memory	—	—	—	SD card	SD card	
Number of Input Channel	4ch (V3,A1)	4ch (V3,A1)	4ch (V3,A1)	6ch (V3,A3)	7ch (V3,A4)	
Communication interface	Bluetooth®	—	Bluetooth®	USB, Bluetooth®	USB, Bluetooth®	



Safety Warnings :

Please read the "Safety Warnings" in the instruction manual supplied with the instrument thoroughly and completely for correct use. Failure to follow the safety rules can cause fire, trouble, electrical shock, etc. Therefore, make sure to operate the instrument on a correct power supply and voltage rating marked on each instrument.

● Accessories



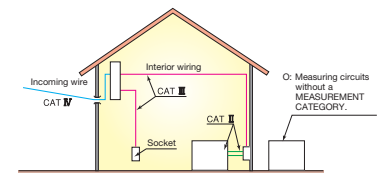
7290 Voltage test lead set



9198 Carrying case

● Measurement categories (CAT)

The figure shows an example of measurement category. Measuring instruments designed for CAT IV environments can be used at the environments of CAT III, CAT II and CAT O.



An example of measurement category **CAT IV** **300V**
Measurement category Nominal phase to earth voltage

Caution

The voltage value which follows after the category means the limit of the phase to earth voltage. It is not the limit of the phase to phase voltage. Therefore, in the case of a measuring instrument which complies with CAT IV 300V, it can be used at the electrical circuit up to 520V phase to phase at the 3-phase line connected by star connection.

Some countries regulate the compliance with their Radio Law of the products equipped with Bluetooth®. Please confirm it with your distributor before purchasing our products equipped with Bluetooth®.

**COSINUS Messtechnik - Ihr Partner für Messlösung
in allen elektrischen und physikalischen Anwendungen**

COSINUS Messtechnik GmbH

Rotwandweg 4

82024 Taufkirchen

Tel.: 089 / 66 55 94 - 0

Fax: 089 / 66 55 94 -30

office@cosinus.de
www.cosinus.de